



EMPLOYING OFFSET COMMAND INSTANTANEOUS CURRENT DISTORTION TO BUILD THE DESIRED COMPENSATION ACTIVE POWER FILTER-BASED CURRENT

T. Sreekanth, Dept of Electrical and Electronics Engineering, Sree Venkateswara College Of Engineering, Nellore (Dt), Andhra Pradesh, India.

Dr. C.Nithyanandam, Dept of Electrical and Electronics Engineering, Sree Venkateswara College Of Engineering, Nellore (Dt), Andhra Pradesh, India.

V. Vishnu Vardhan, Dept of Electrical and Electronics Engineering, Sree Venkateswara College Of Engineering, Nellore (Dt), Andhra Pradesh, India.

K Girish Kumar, Dept of Electrical and Electronics Engineering, Sree Venkateswara College Of Engineering, Nellore (Dt), Andhra Pradesh, India.

ABSTRACT

Because of the rapid and nonlinear fluctuations in load that occur in distribution systems, Nonsinusoidal currents tap the AC mains, causing load harmonics, reactive electricity, and abnormal neutrality currents that pollute power networks. The major causes of pollution problems in power systems are the nonlinear characteristics and quick switching of power electronic devices. It is believed that a shunt active filter built around recent-driven PWM converters is an especially practical choice. In this article, we talk about the 3P4W micro-grid distributing system's reactive power correction and IP regulated shunt active harmonics. Because of the time field response, it is quicker, simpler to use, and calls for less computational work compared to the frequency domain. In order because the compensatory electricity extraction depends on offset authority distorted immediate electrical currents or voltage signals to reimbursement.

Keywords: time period, ESS, BESS, circuit breaker, switch off time

1. INTRODUCTION

Renewable generating has a nonlinear effect on power quality since high-power static PWM converters are needed to connect solar power plants and wind turbine generators to the grid [1]. The unevenness of power generation, which also causes voltage distortion in power systems, has a direct impact on voltage regulation. In electricity distribution networks, more sophisticated compensatory mechanisms will be required to handle this novel circumstance. Although active power filters used via three-phase four-leg voltage-source inverters (4L-VSI) are currently available in the field of technology, the main contribution of this research is a forecasting technique that was created especially for this application. [2]–[6]. Active power filters' current and dc-voltage loops used to be controlled by traditional controllers like PI-type or adaptive controllers. [7], [8]. Prospective controllers can employ the nonlinear model, because it's more closely matched to actual operational circumstances, whereas PI controllers have to be constructed using the comparable linear model. The efficiency of the active power filter is enhanced by a precise model created using anticipatory controls, particularly under transient conditions of operation where it may quickly follow the current-reference signal yet preserve a constant dc voltage. Projecting management in power converters has primarily be applied thus far in inductance motor drives [9]–[16].

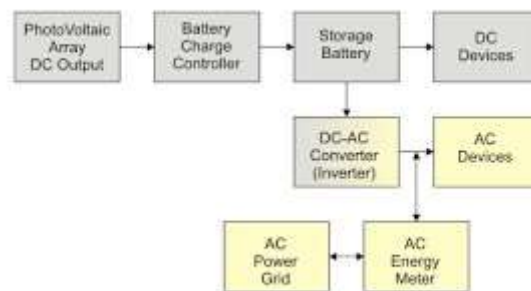
Predictive control is a fairly simple control method that can handle multivariate features, make handling dead-time make up easier, allow pulse-width modulator substitution in motor drive applications. These applications do, however, have drawbacks linked to oscillations and instability brought on by unidentified

load characteristics [15]. The suggested technique has the benefit of fitting in active power filter applications due to the well-known power converter output characteristics [17]. These output characteristics are derived from the power supply cognition resistance and the converter production ripple filter. The progressive power filter system includes a converter output ripple filter, and well-established standard techniques are used to determine the power system impedance [18], [19]. An estimating technique could be utilized to construct a perfect R-L corresponding resistance representation of the method in the situation of unexplored method resistance constant [20]. This article outlines the design process for the projected prognostication control scheme as well as the mathematical representation of the 4L-VSI. Also provided is a detailed description of the active power filter's chosen actual note generator. Last but not least, the efficiency of the suggested active power filter by compensation control method is shown through modeling and proven with experimental findings from a 2 kVA laboratory prototype.

2. OVERVIEW

Photovoltaic systems are made up of interconnected parts that work together to achieve certain objectives, such as powering a tiny item or supplying electricity to the main grid. According to the figure in Figure, photovoltaic systems are divided into categories. The stand-alone and grid-connected systems are the two primary generic classifications shown in the picture [9]. The fundamental difference between these two systems is that the solar energy output in stand-alone systems is matched with the load demand. Storage components are typically employed to accommodate various load patterns, and the majority of systems use batteries nowadays. If a PV system is combined with another power source, like a wind or diesel generator, it is referred to as a hybrid system. The balances of system (BOS) components significantly increase the life cycle expenses of a solar system. They incorporate all necessary mechanical structures, storage components, and power conditioning devices. They significantly affect the PV system's operating costs in particular.

Fig.1. Model of power generation.



3. RELATED STUDY

Growing loads and nonlinear equipment in a modern power system have demanded compensation for the disturbances these items have generated. These non-linear loads may result in excessive levels of harmonics and poor power factor. Harmonic and reactive power issues can both be resolved at once by an active power filter (APF). To increase the energy factor and reliability of gearbox systems, scientists have created APFs made up of voltage source inverters and a dc capacitor. APF can alter the dc-link voltage or pulse width modulation, taking alternatively following or leading reactive power generated by the availability, to adjust the amplitude of the inverters' synthesized ac voltage. APFs are a modern remedy

for issues with power quality. Shunt APFs are much more effective than the traditional method (capacitors and passive filters) because they allow for the adjustment of current harmonics and unbalance as well as to power factor adjustment. Using passive LC filters is the most straightforward method to get rid of line current harmonics and enhance the system's power factor. But the main issues with passive LC filters are large quantities passive elements, series and parallel resonance, and a determinate compensating identifying. Due to the extensive usage of adjustable-speed drives, arc chamber, switched-mode power provision, uninterruptible power supplies, etc., harmonic compensations have grown in significance in power systems. Harmonics increase losses while also causing unwanted communication network disruption, increased voltage and/or current stress, and other problems. There have been proposed and deployed a variety of mitigation techniques, such as passive filters, active power line premiss, and hybrid filters. Active power line premise are a reasonable alternative to correct for harmonics due to recent technological advancements in switching devices and the accessibility of less expensive scheming strategy, such as DSP-/field-programmable-gate-arraybased systems. To remove the current harmonics, an active power filter (APF) of the shunt type is used. An APF's dynamic performance is determined by how effectively and precisely the harmonic components are extracted from the load current. Numerous harmonic extraction methods have been used, and it has been investigated how they react. This project proposes a revolutionary approach to harmonic correction: a three-phase, four-wire shunt active power filter's FBD algorithm. Instant reactive power assumption is frequently used as the foundation for the computation of compensating present in APF pattern and standard. In this theory, the calculation process used the mains voltage as an ideal source. However, mains voltage might be unbalanced and/or distorted in the majority of industrial power systems and most of the time. This hypothesis may not be applicable in such circumstances. The three-phase power filters that are active have been under the supervision of the p-q theory from its beginnings. Yet, the p-q theory's regulate doesn't work effectively with deformed voltage systems since power system voltages are often not ideal. Komatsu, Kawabata, Huang, Chen, and Hsu provide new control strategies to enhance APF presentation below less-than-ideal main voltages. The proposed control algorithm in this paper

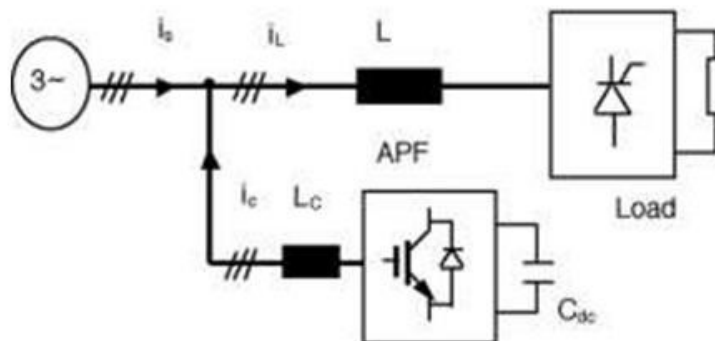


Fig.2. Proposed model.

4. PROPOSED SYSTEM

Since high-power static PWM converters are required to connect solar power plants and wind turbine generators to the grid, renewable generation has a nonlinear impact on power quality. Voltage control is directly impacted by the unevenness of power generation, which also leads to voltage distortion in power systems. More advanced compensating mechanisms will be needed to address this novel situation in power distribution networks. The key element of this endeavour involves a forecasting algorithm

developed and executed especially for this application, even though active power filters applied using three-phase four-leg voltage-source inverters (4L-VSI) are already documented in the scientific literature. Active power filters are frequently managed by pre-tuned controllers, such as PI type or flexible, for both alternating and dc-voltage loops. Predictive controllers can employ the nonlinear model, because it's more closely related to real operating conditions, whereas PI controllers must be constructed using the comparable linear model. Since it can quickly adhere to the current reference signal and keep a constant dc voltage, a precise model created using forecasting controllers enhances the efficiency of the active power filter, particularly according to transient conditions of operation. Predictive control in power converters has primarily applied thus far in induction motor drives. Predictive control is a fairly simple control method that can handle multivariate features, make handling dead-time compensations easier, plus allow pulse-width modulator substitution in motor drive applications. However, these applications have drawbacks associated with oscillations and instability brought on by unidentified load parameters.

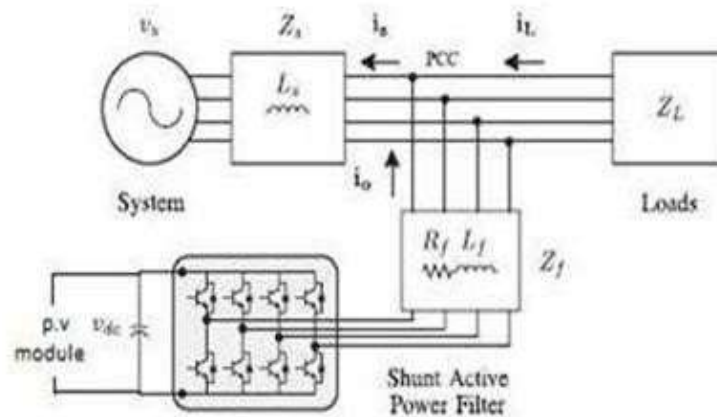


Fig.3. Model

5. SIMULATION RESULTS

In the circuit diagram, the main three-phase voltage will be applied on both the input and output sides. Three-phase converters are used in this case to accurately convert three-phase to three-phase DC power. A 2 kVA experimental setting confirms the active power filter's ability to recompense. A six-pulse rectifier will be used as a nonlinear load to evaluate the effectiveness of the present harmonic compensation. A step change in load should be utilized to evaluate the dc voltage loop's rapid responsiveness. Lastly, an unbalanced load was used to test how well the current neutral payment performed.

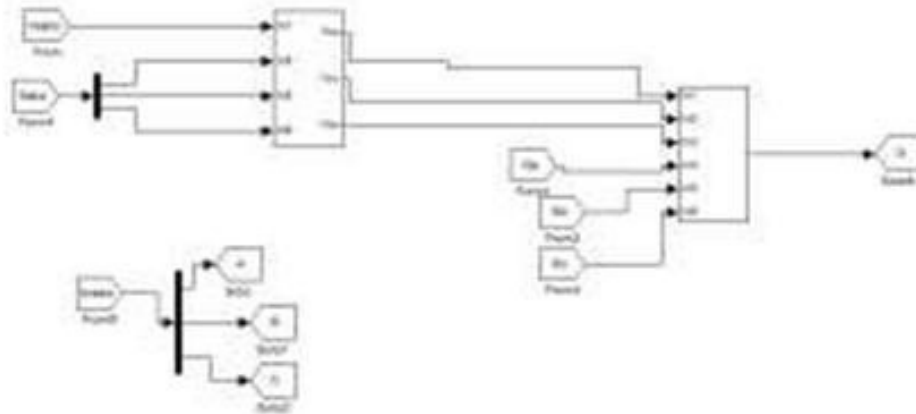


Fig.4. controller circuit.




Fig.5. Simulation Results.

Extension circuit with ANN controller:

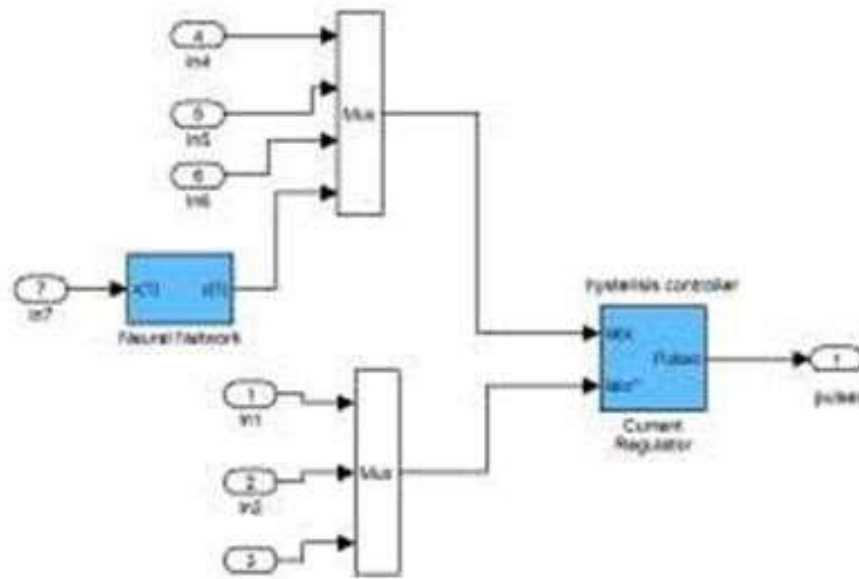


Fig.6. ANN controller.

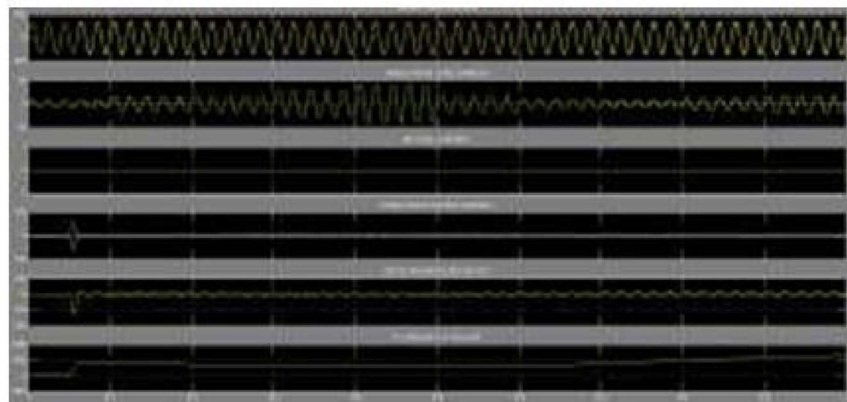


Fig.7. Output results with ANN controller.

CONCLUSION

The performance of the system has improved after adding a PV module as an effort to an active power filter that involves adjusting for reactive power and current harmonics by quantitatively dropping the overall harmonic distortion of the source existing as of 30% to 6% on average. The predictive algorithm has been demonstrated to be a superior alternative to standard converters for handling non-linear and unbalanced loads, resulting in an appreciable increment in the eminence of power in the distribution system due to its simplicity. When using active filters, 95% accuracy or efficiency is attained with a maximum THD value of 5%.

REFERENCES

- Guerrero JM , Loh PC , Lee TL , Chandorkar M. Advanced control architectures for intelligent microgrids- part II: power quality, energy storage, and AC/DC microgrids. IEEE Trans Ind Electron 2013;60(4):1263–70 .



2. Sungwoo B , Alexis K . Dynamic modeling and operation strategy for amicro grid with wind and photo voltaic resources. IEEE Trans Smart Grid2012; 3(4).
3. KantamneniA, BrownLE, Parker G , Weaver WW . Survey of multi-agent systems for micro grid control.Eng Appl Artif Intell 2015;45:192–203 .
4. DerksenC,LinnenbergT,UnlandR,FayA.Structureandclassification of unified energy agentsasabaseforthesystematicdevelopmentoffutureenergygrids.EngApplArtifIntell2015;41:310–24
Dibangoye J , Doniec A , FakhamH , Colas F , Guillaud X .
Distributedeconomicdispatchofembeddedgeneration in smart grids. Eng ApplArtifIntell2015;44(2338):64–78art..
5. Kołodziej J , Khan SU , Xhafa F .Genetic algorithms for energy-awarescheduling in computational grids. In:IEEEinternationalconferenceonP2P, parallel, grid, cloud and internetcomputing; 2011.p.17–24 .
6. MadiouniR,BouallègueS,HaggègeJ,SiarryP.RobustRST controldesignbasedonMulti-Objective Particle SwarmOptimization approach. Int J Control,AutomSyst 2016;14(6):1607–17 .
7. ElDor A , Lemoine D , Clerc M ,Deroussi L , Gourgand M . Dynamiccluster in particle swarm optimizationalgorithm. Nat Comput2015;14(4):655–72 .
8. Shenfield A , Fleming PJ . Multi-objective evolutionary design of robust controllers on the grid. Eng ApplArtifIntell2014;27:17–27 .